

How to guide

Setting up your password

This guide is applicable if you are registering for Secure Code and do not have a password.

There are slight visual variations for iOS vs Android devices.

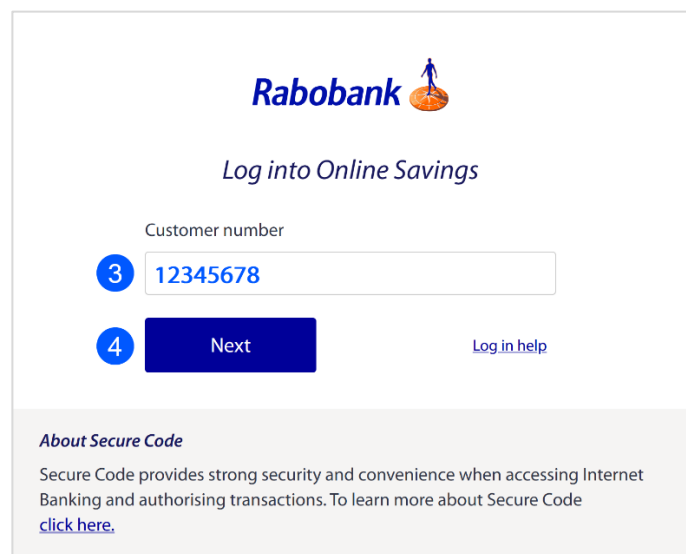
How to set up the password

Step 1: Open the Rabobank Online Savings Internet Banking website

Step 2: Select 'Log in with Secure Code'

Step 3: Enter the customer number for the account you wish to access

Step 4: Select 'Next'



Rabobank

Log into Online Savings

Customer number

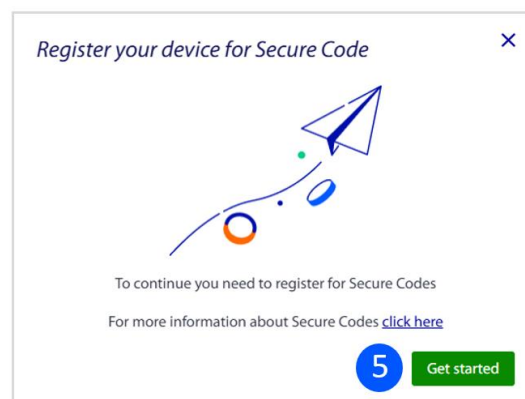
3 12345678

4 Next [Log in help](#)

About Secure Code

Secure Code provides strong security and convenience when accessing Internet Banking and authorising transactions. To learn more about Secure Code [click here](#).

Step 5: Select 'Get started'



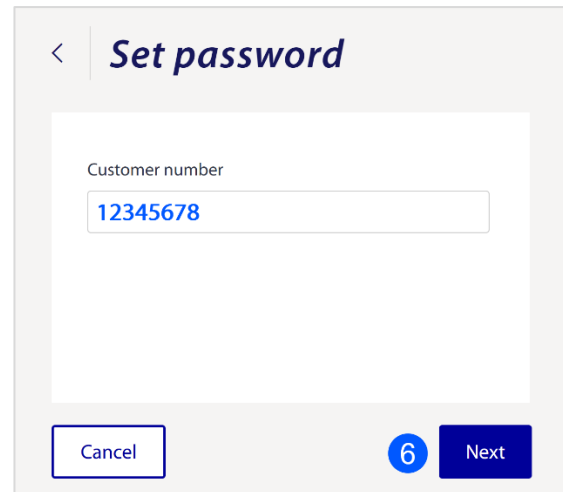
Register your device for Secure Code

To continue you need to register for Secure Codes

For more information about Secure Codes [click here](#)

5 Get started

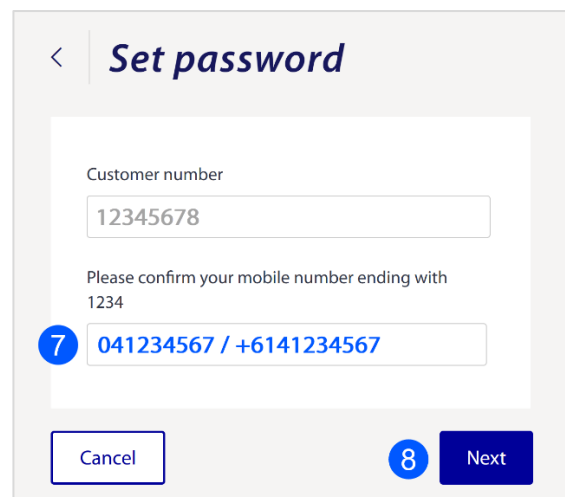
Step 6: Confirm the customer number has been entered correctly and select 'Next'



Step 7: Enter your mobile number

Note: Ensure mobile number used matches the last 4 digits shown on your screen

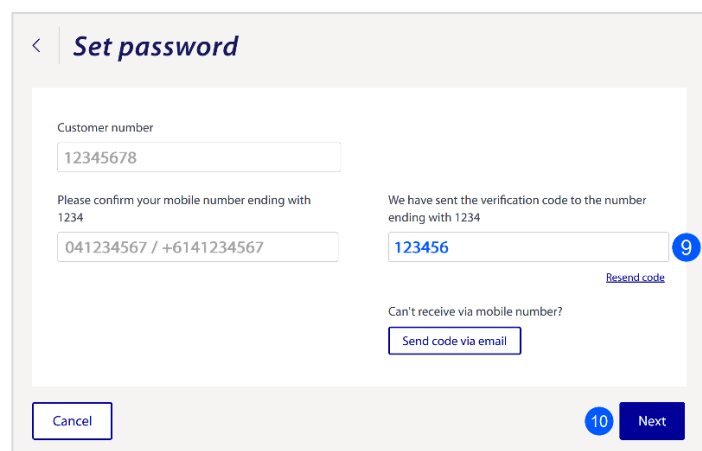
Step 8: Select 'Next'



Step 9: Enter the verification code that has been sent from Rabobank to your mobile number

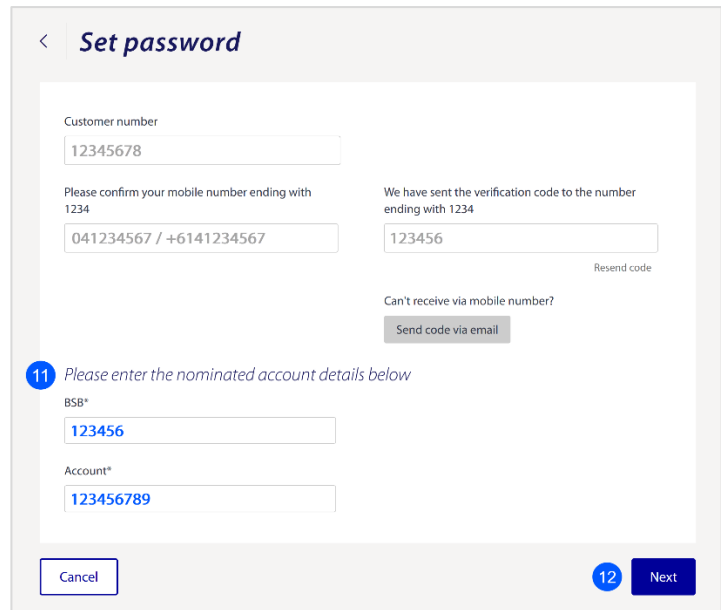
Note: You can select the button 'Send code via email' if you prefer to receive the verification code via email.

Step 10: Select 'Next'



Step 11: Enter the nominated account details

Step 12: Select 'Next'



< **Set password**

Customer number
12345678

Please confirm your mobile number ending with 1234
041234567 / +6141234567

We have sent the verification code to the number ending with 1234
123456
Resend code

Can't receive via mobile number?
Send code via email

11 Please enter the nominated account details below

BSB*
123456

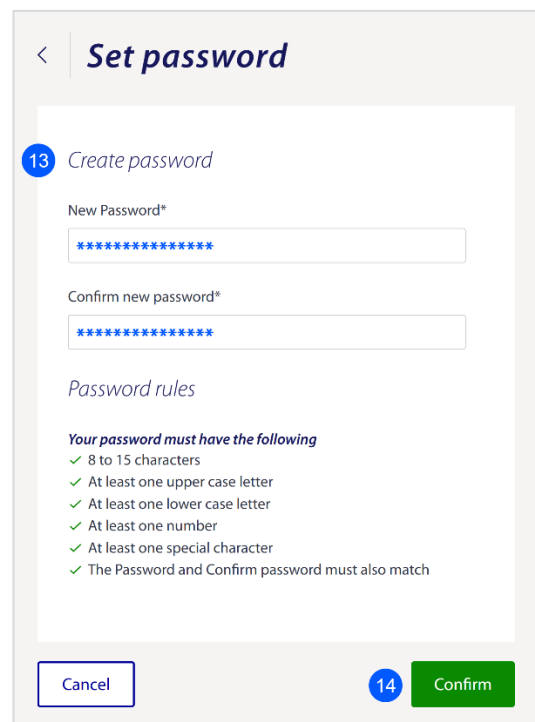
Account*
123456789

Cancel 12 Next

Step 13: You will be prompted to create a password

Note: Password criteria must be met as shown under 'Password rules' instructions. As you meet the criteria, it will show a green tick

Step 14: Select 'Confirm'



< **Set password**

13 Create password

New Password*

Confirm new password*

Password rules

Your password must have the following

- ✓ 8 to 15 characters
- ✓ At least one upper case letter
- ✓ At least one lower case letter
- ✓ At least one number
- ✓ At least one special character
- ✓ The Password and Confirm password must also match



Cancel 14 Confirm



Step 15: You will be prompted to register for Secure Code

Register your device for secure code 15

Simply scan the below code to download the Rabobank Online Savings app and follow the instructions to continue the registration process.

For more information about Secure Codes, [click here](#)

App Store is a service mark of Apple Inc., registered in the U.S. and other countries.
Google Play is a trademark of Google LLC.

Okay